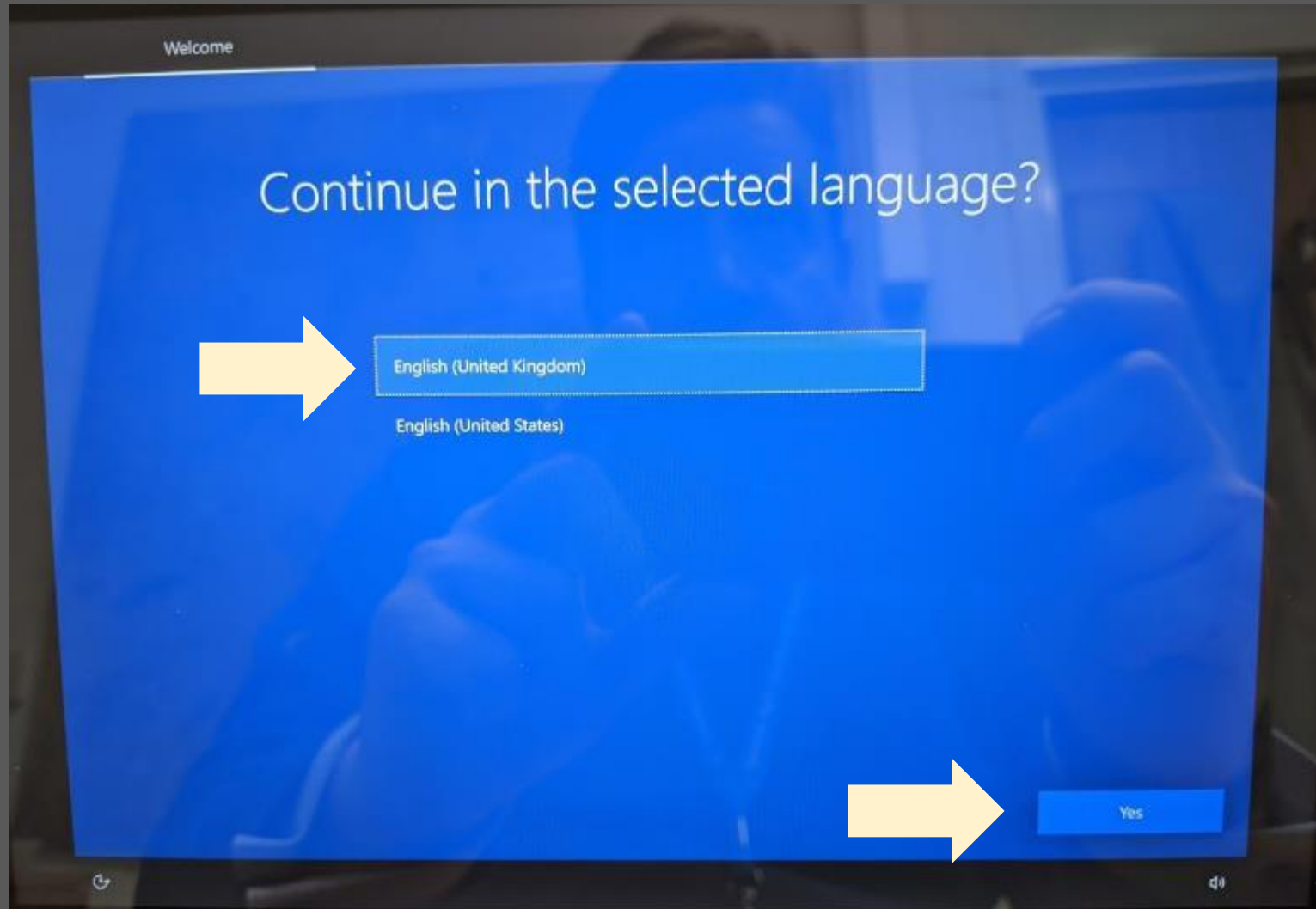




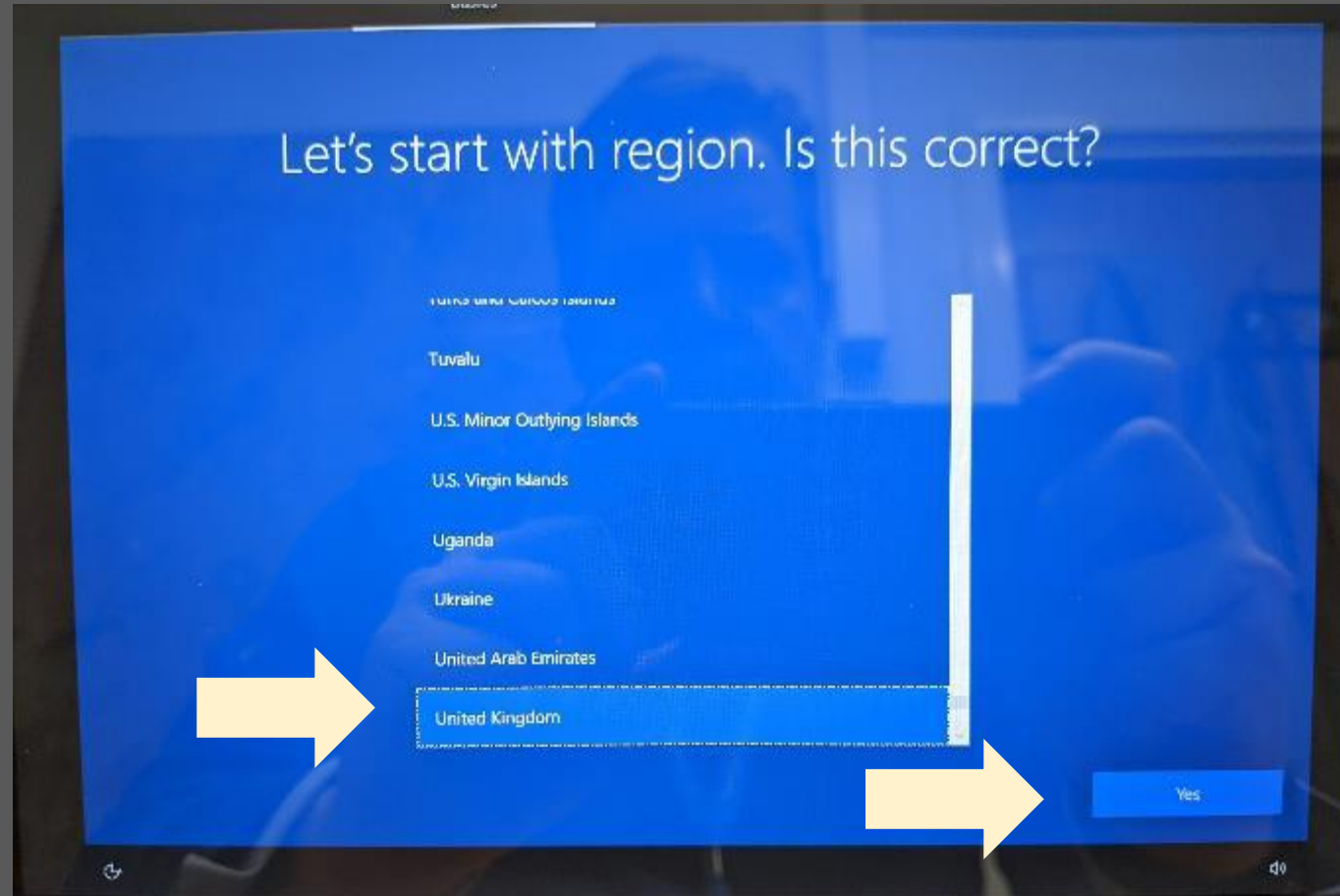
St Joseph's Catholic High School

Join your device to Lightspeed

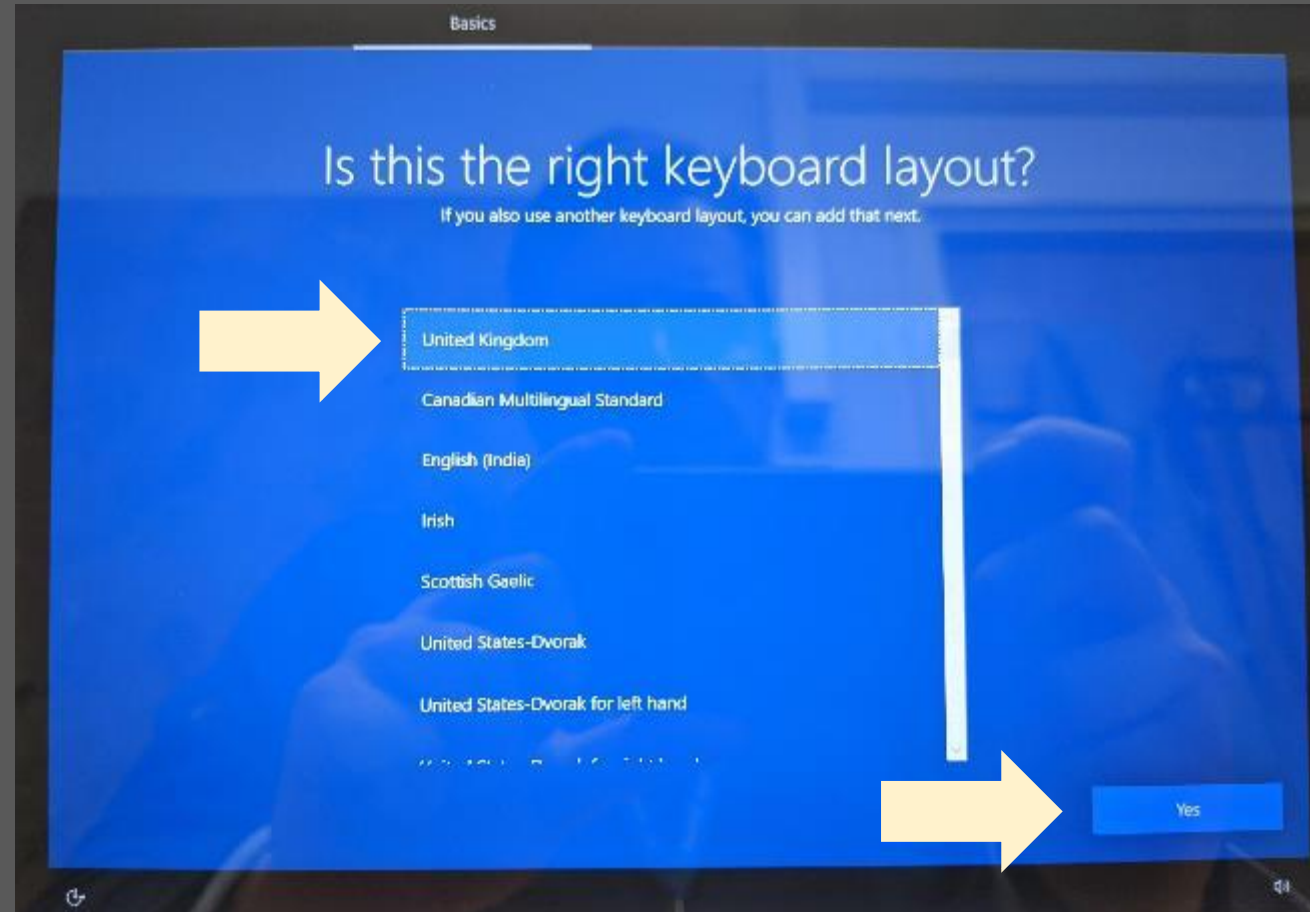
Please click “Yes” if English (United Kingdom) is highlighted



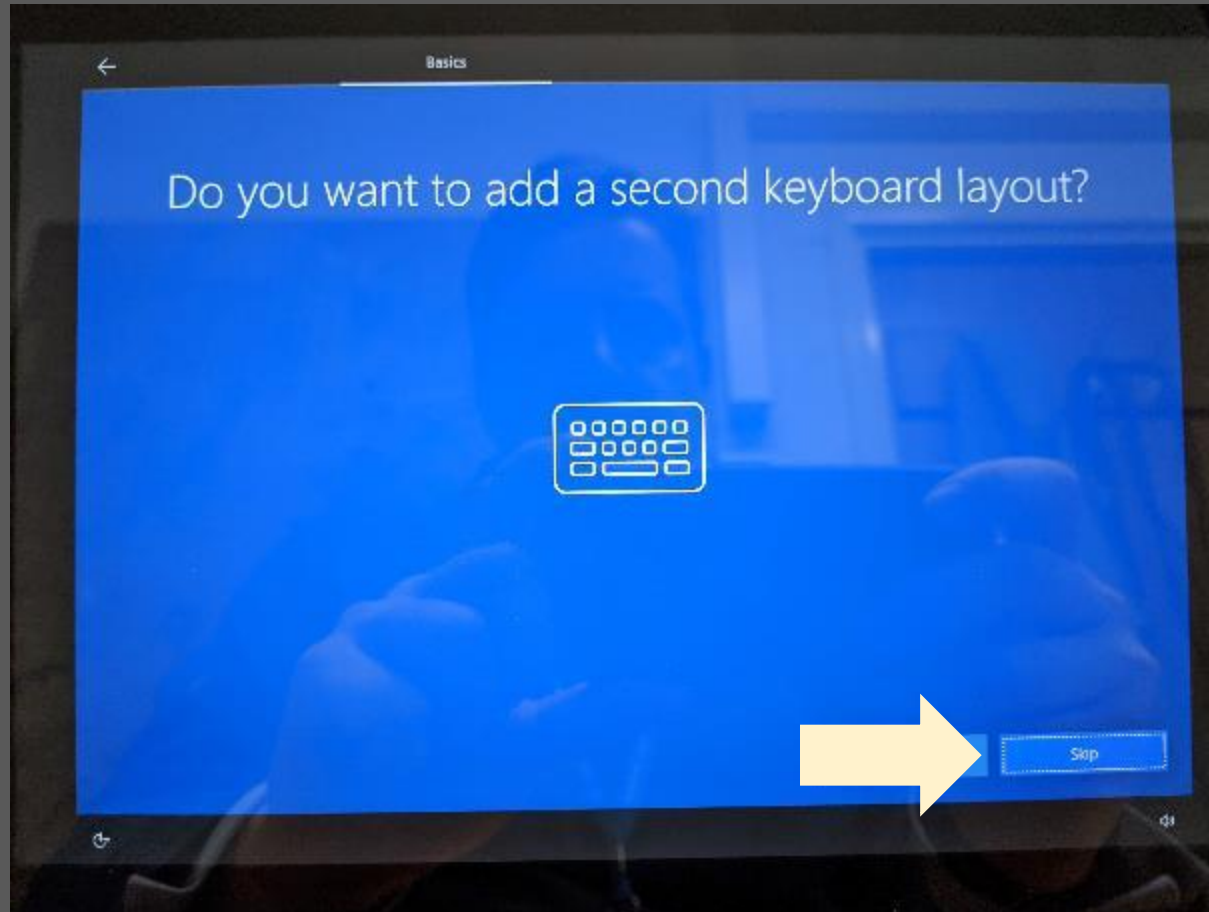
Please click “Yes” if United Kingdom is highlighted



Click “Yes” if United Kingdom is highlighted



Please click "Skip"



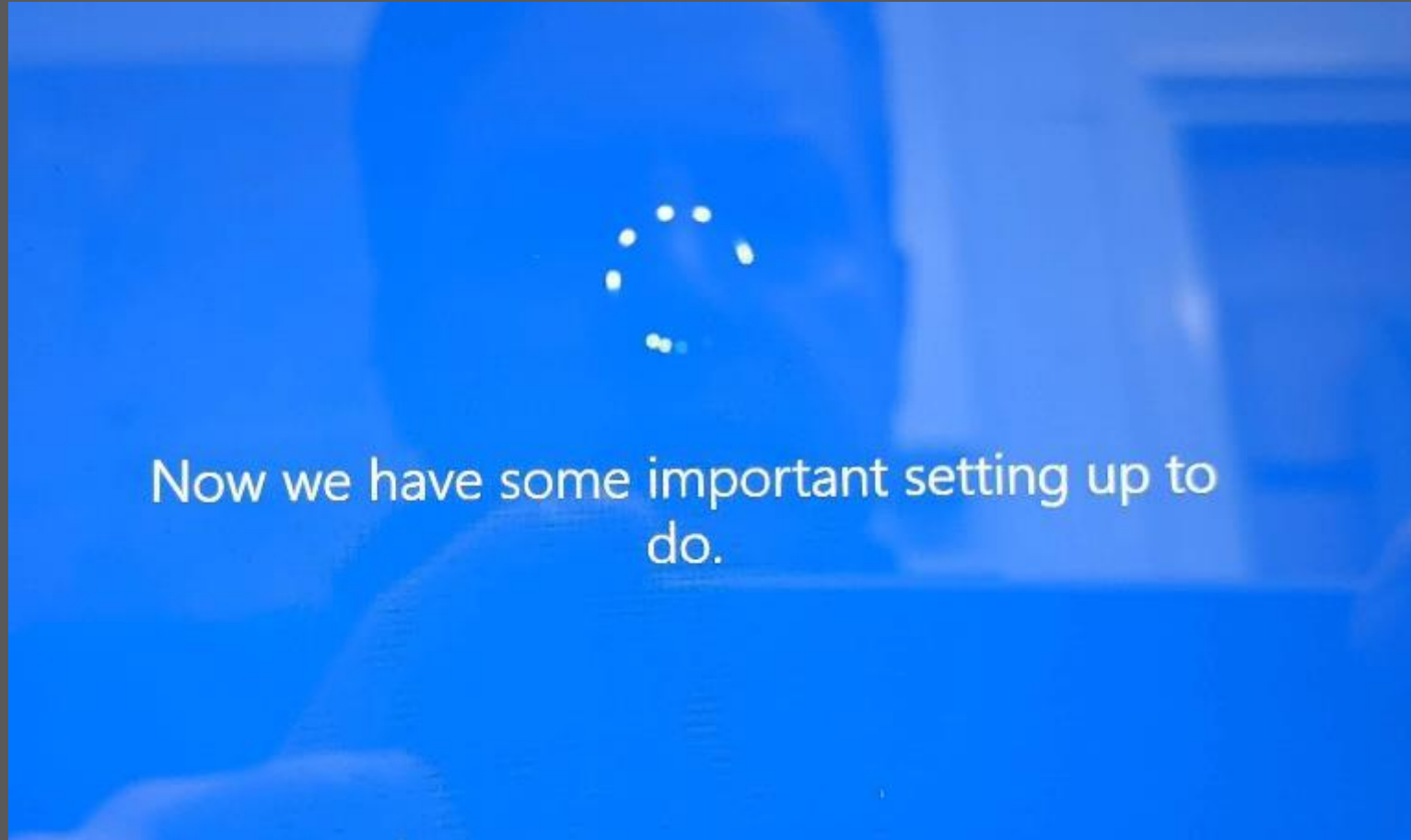
Connect to WiFi



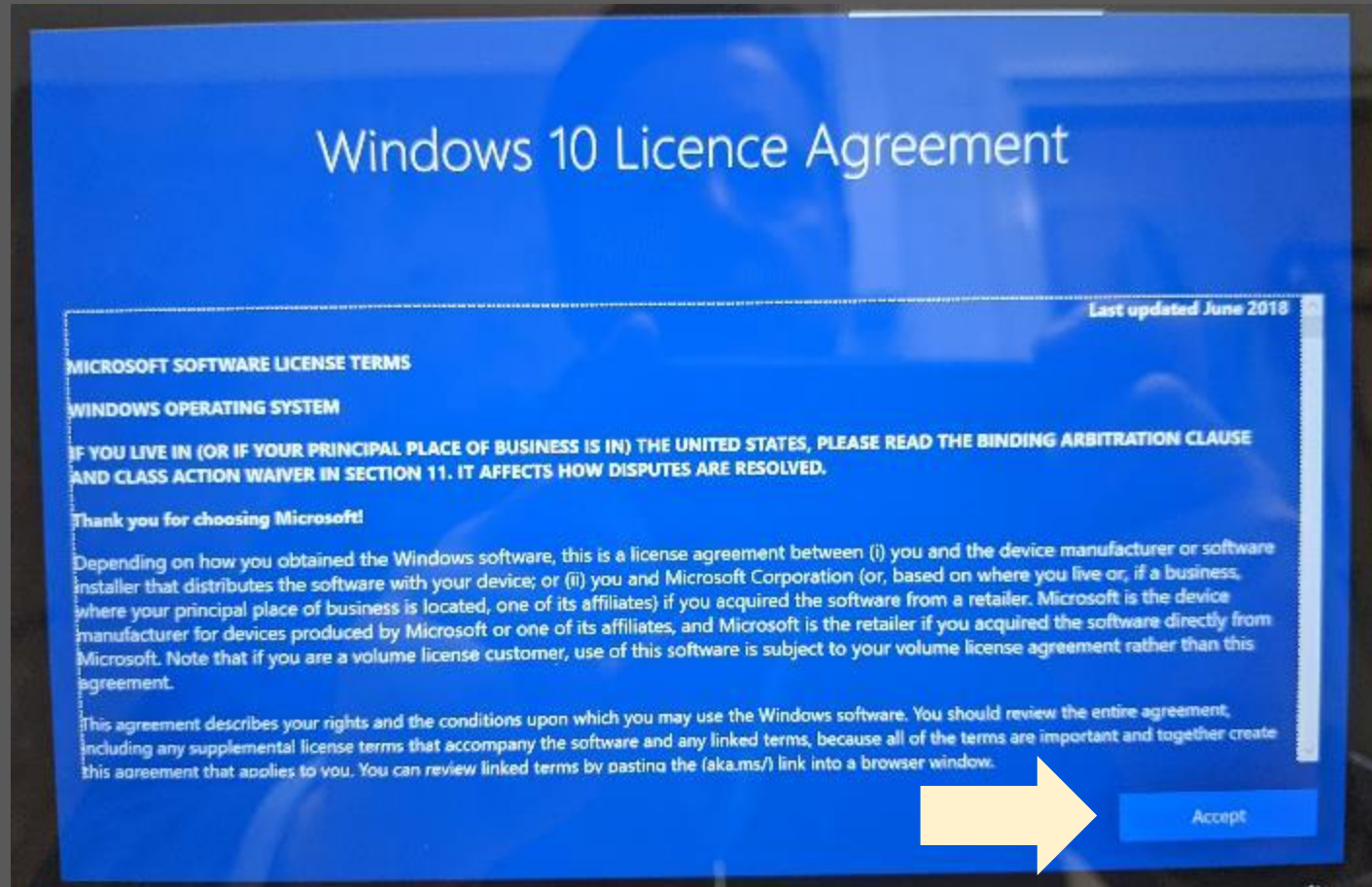
Connect to : HAUWEI-D4F3

Password: 24MRH99RBNT

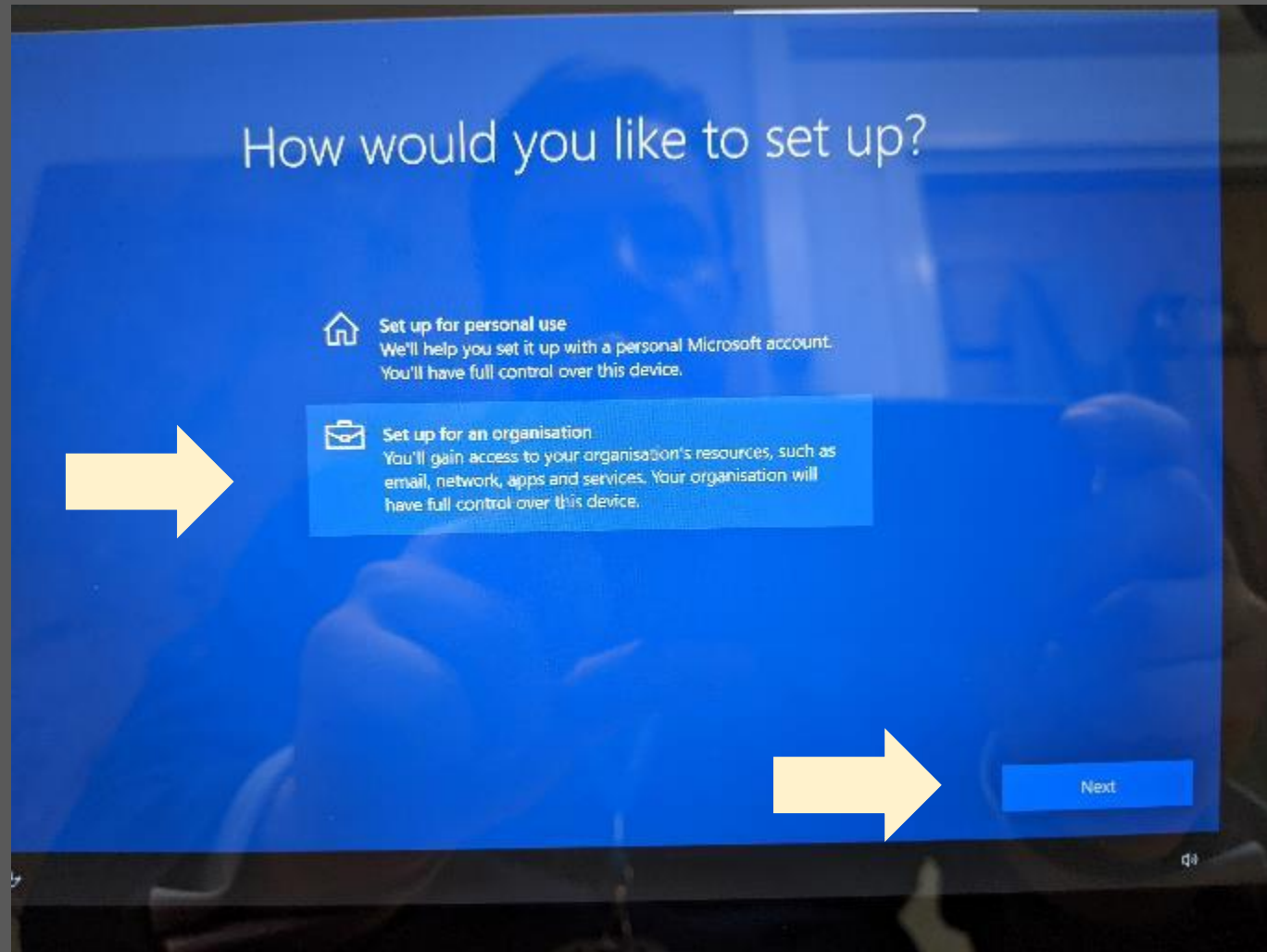
You should now see this page for a few minutes



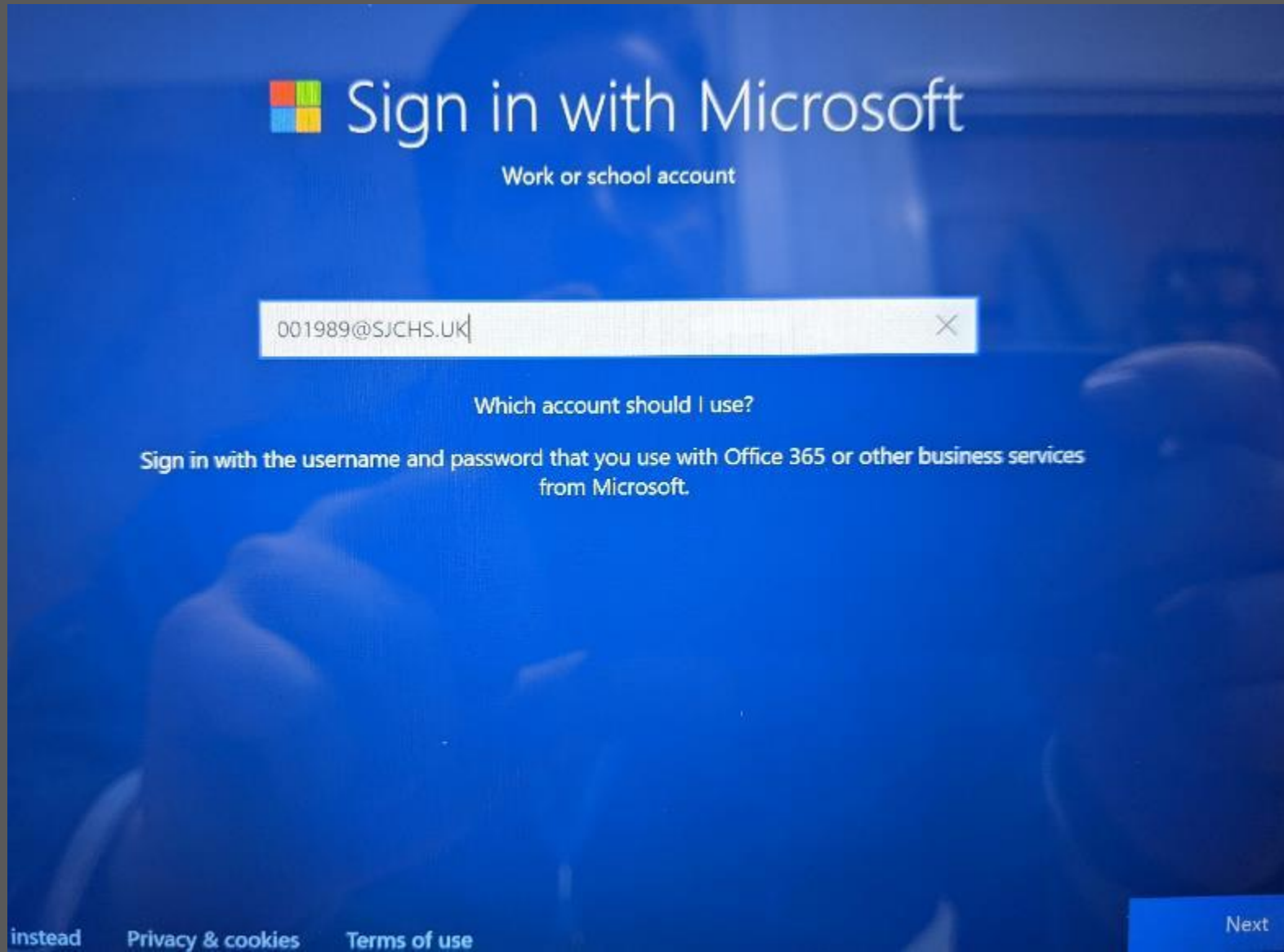
Please accept the Licence agreement to continue



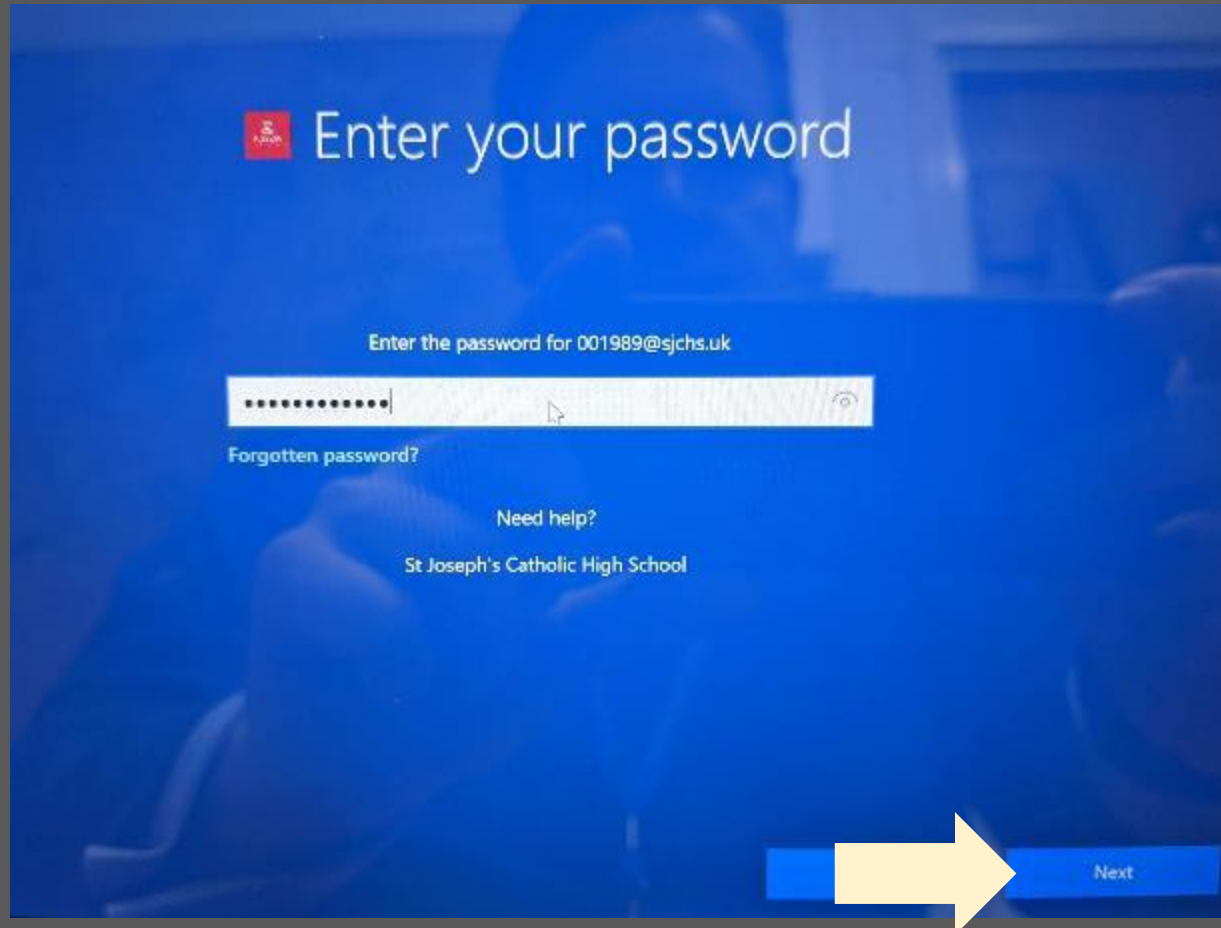
Click “Setup for an Organisation”



Sign in with your school email and click “Next”

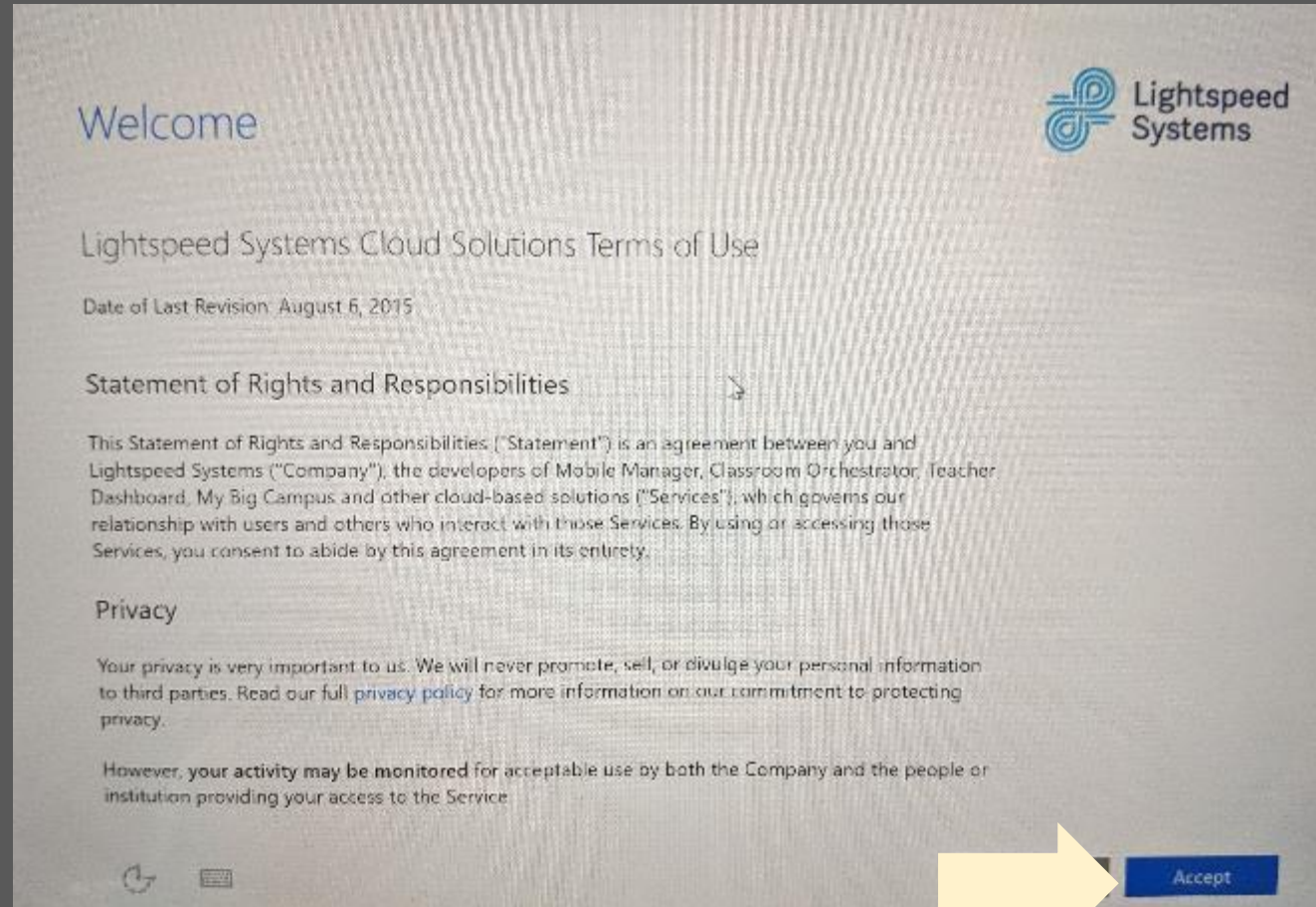


Enter the password for your school email and click “Next”



The screenshot shows a password entry interface with a blue background. At the top left is a small red logo with the text "001989". To its right, the text "Enter your password" is displayed in white. Below this, the instruction "Enter the password for 001989@sjchs.uk" is shown. A white password input field contains ten black dots, with a mouse cursor positioned over it. To the right of the input field is a small circular icon with a diagonal slash. Below the input field are two links: "Forgotten password?" and "Need help?". At the bottom center, the text "St Joseph's Catholic High School" is visible. In the bottom right corner, there is a blue button labeled "Next", which is highlighted by a large yellow arrow pointing to it from the left.

Please accept the “Terms of Use” to continue



Welcome

Lightspeed Systems

Lightspeed Systems Cloud Solutions Terms of Use

Date of Last Revision: August 6, 2015



Statement of Rights and Responsibilities


This Statement of Rights and Responsibilities ("Statement") is an agreement between you and Lightspeed Systems ("Company"), the developers of Mobile Manager, Classroom Orchestrator, Teacher Dashboard, My Big Campus and other cloud-based solutions ("Services"), which governs our relationship with users and others who interact with those Services. By using or accessing those Services, you consent to abide by this agreement in its entirety.

Privacy

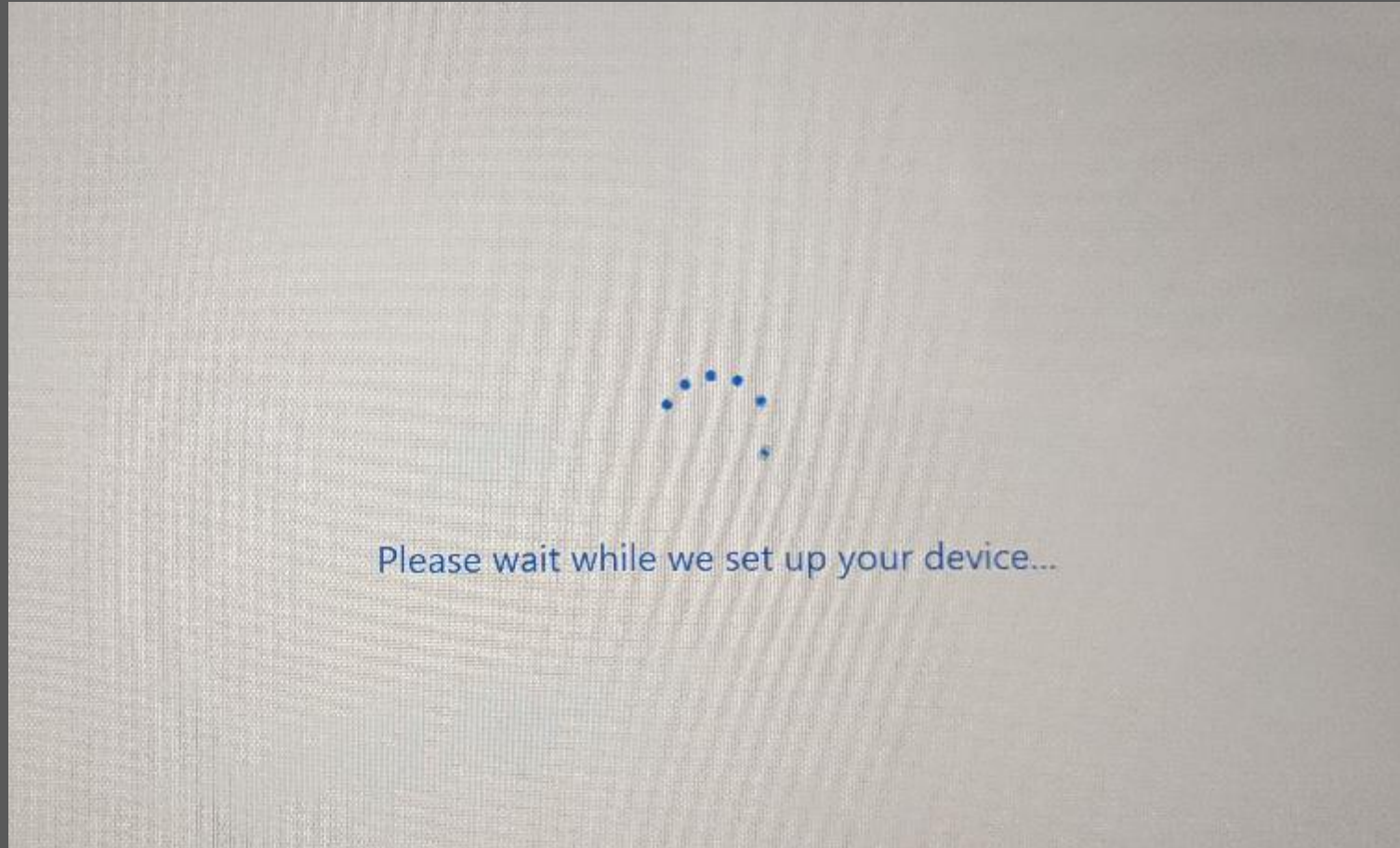
Your privacy is very important to us. We will never promote, sell, or divulge your personal information to third parties. Read our full [privacy policy](#) for more information on our commitment to protecting privacy.

However, your activity may be monitored for acceptable use by both the Company and the people or institution providing your access to the Service.

 [Accept](#)

You should now see this screen for a few minutes



Please click through these 8 selecting whatever you like.

Do more with your voice

Choose your settings, then select **Accept to save them**. Check the **Learn more** link for information about these settings, how to change them, how Windows Defender Firewall works, and the related data transfer and use.

- Use call as speech recognition**
Use your voice for dictation and to activate Windows when you call. Windows can use speech recognition to help you search for files and apps, and to help improve your search results.
- Allow Windows Speech Recognition**
Use your voice to activate Windows when you call. Windows can use speech recognition to help you search for files and apps, and to help improve your search results.

[Learn more](#) [Accept](#)

Let Microsoft and apps use your location

Choose your settings, then select **Accept to save them**. Check the **Learn more** link for information about these settings, how to change them, how Windows Defender Firewall works, and the related data transfer and use.

- Yes**
Get local-based experiences like classic TV channels and weather. Let Microsoft and apps request your location. Microsoft will use location data to improve search results.
- No**
You won't be able to participate in local experiences like classic TV channels and weather. Microsoft will use location data to improve search results.

[Learn more](#) [Accept](#)

Find my device

Choose your settings, then select **Accept to save them**. Check the **Learn more** link for information about these settings, how to change them, how Windows Defender Firewall works, and the related data transfer and use.

- Yes**
Turn on the my device and my devices. Your location data will help you find your device, your PC, and more. Get it to help you find your device, your PC, and more.
- No**
Windows won't be able to help you find your device, your PC, and more.

[Learn more](#) [Accept](#)

Send diagnostic data to Microsoft

Choose your settings, then select **Accept to save them**. Check the **Learn more** link for information about these settings, how to change them, how Windows Defender Firewall works, and the related data transfer and use.

- Send diagnostic data to Microsoft**
Send diagnostic data to Microsoft to help you find your device, your PC, and more. Get it to help you find your device, your PC, and more. Diagnostic data is used to help find Windows issues and to help you find your device, your PC, and more. Diagnostic data is used to help find Windows issues and to help you find your device, your PC, and more. Diagnostic data is used to help find Windows issues and to help you find your device, your PC, and more.
- Send diagnostic data to Microsoft**
Send diagnostic data to Microsoft to help you find your device, your PC, and more. Get it to help you find your device, your PC, and more. Diagnostic data is used to help find Windows issues and to help you find your device, your PC, and more. Diagnostic data is used to help find Windows issues and to help you find your device, your PC, and more.

[Learn more](#) [Accept](#)

Improve inking & typing

Choose your settings, then select **Accept to save them**. Check the **Learn more** link for information about these settings, how to change them, how Windows Defender Firewall works, and the related data transfer and use.

- Yes**
Let Windows use your inking and typing data to help you find your device, your PC, and more. Get it to help you find your device, your PC, and more. Diagnostic data is used to help find Windows issues and to help you find your device, your PC, and more.
- No**
Windows won't be able to help you find your device, your PC, and more.

[Learn more](#) [Accept](#)

Get tailored experiences with diagnostic data

Choose your settings, then select **Accept to save them**. Check the **Learn more** link for information about these settings, how to change them, how Windows Defender Firewall works, and the related data transfer and use.

- Yes**
Let Windows use your diagnostic data to help you find your device, your PC, and more. Get it to help you find your device, your PC, and more. Diagnostic data is used to help find Windows issues and to help you find your device, your PC, and more.
- No**
Windows won't be able to help you find your device, your PC, and more.

[Learn more](#) [Accept](#)

Get tailored experiences with diagnostic data

Choose your settings, then select **Accept to save them**. Check the **Learn more** link for information about these settings, how to change them, how Windows Defender Firewall works, and the related data transfer and use.

- Yes**
Let Windows use your diagnostic data to help you find your device, your PC, and more. Get it to help you find your device, your PC, and more. Diagnostic data is used to help find Windows issues and to help you find your device, your PC, and more.
- No**
Windows won't be able to help you find your device, your PC, and more.

[Learn more](#) [Accept](#)

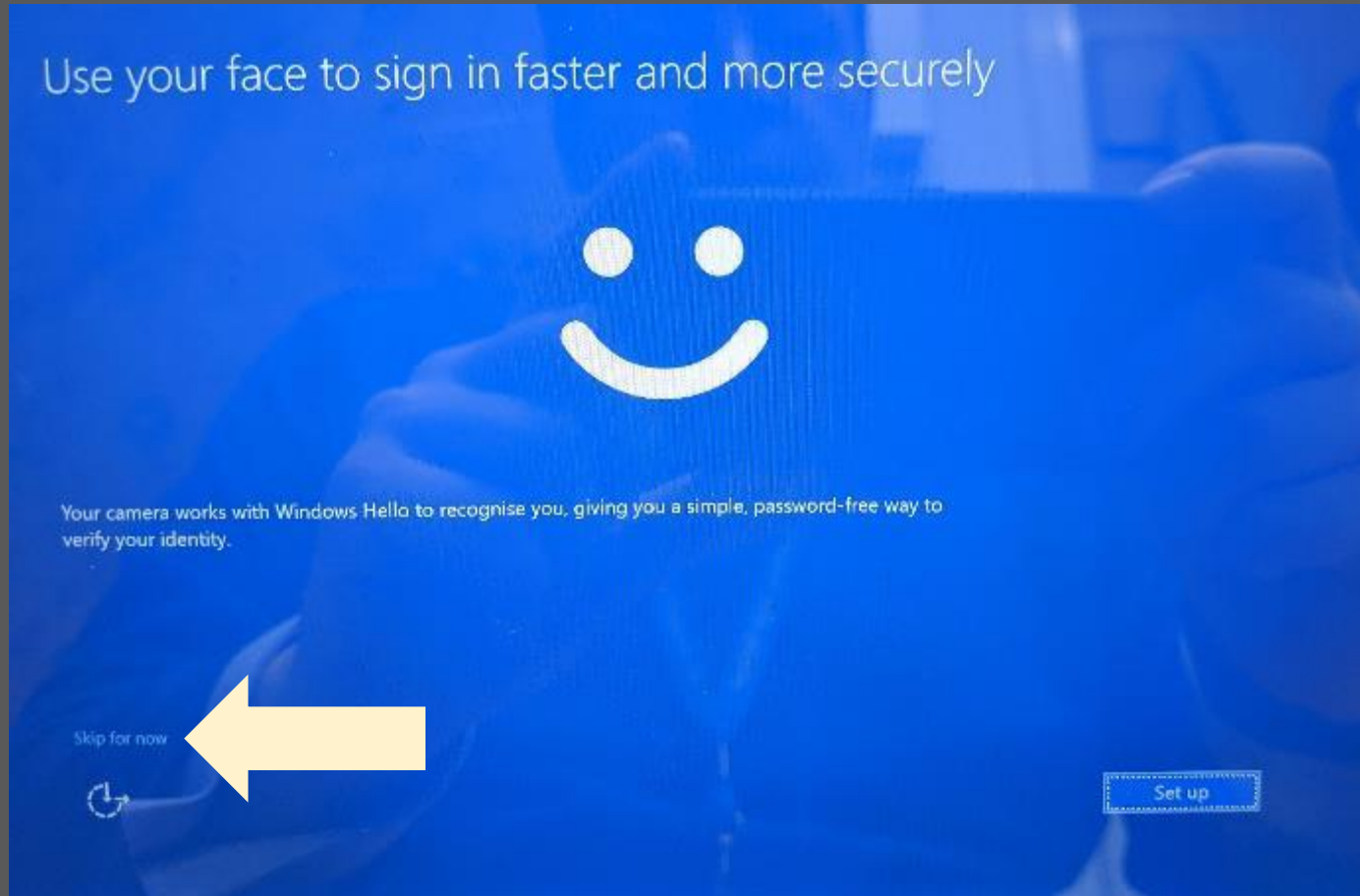
Let apps use advertising ID

Choose your settings, then select **Accept to save them**. Check the **Learn more** link for information about these settings, how to change them, how Windows Defender Firewall works, and the related data transfer and use.

- Yes**
Let apps use advertising ID to help you find your device, your PC, and more. Get it to help you find your device, your PC, and more. Diagnostic data is used to help find Windows issues and to help you find your device, your PC, and more.
- No**
Windows won't be able to help you find your device, your PC, and more.

[Learn more](#) [Accept](#)

Please click on “Skip for now”



Click “OK”

Use Windows Hello with your account

Your organisation requires you to set up your work or school account with Windows Hello Face, Fingerprint or PIN.

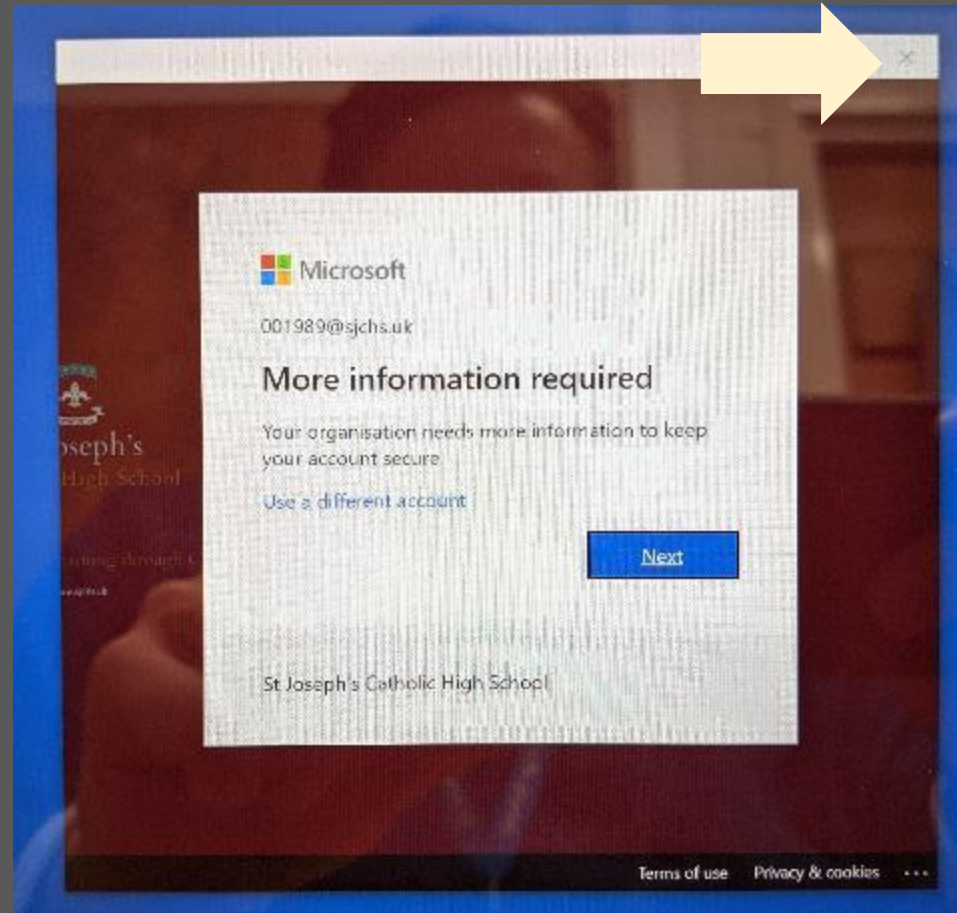
If you've already set up Windows Hello on this device, we'll automatically add it for this account. You may be asked to re-verify with Windows Hello.

If your organisation requires a more complex PIN, Windows will prompt you to change it.

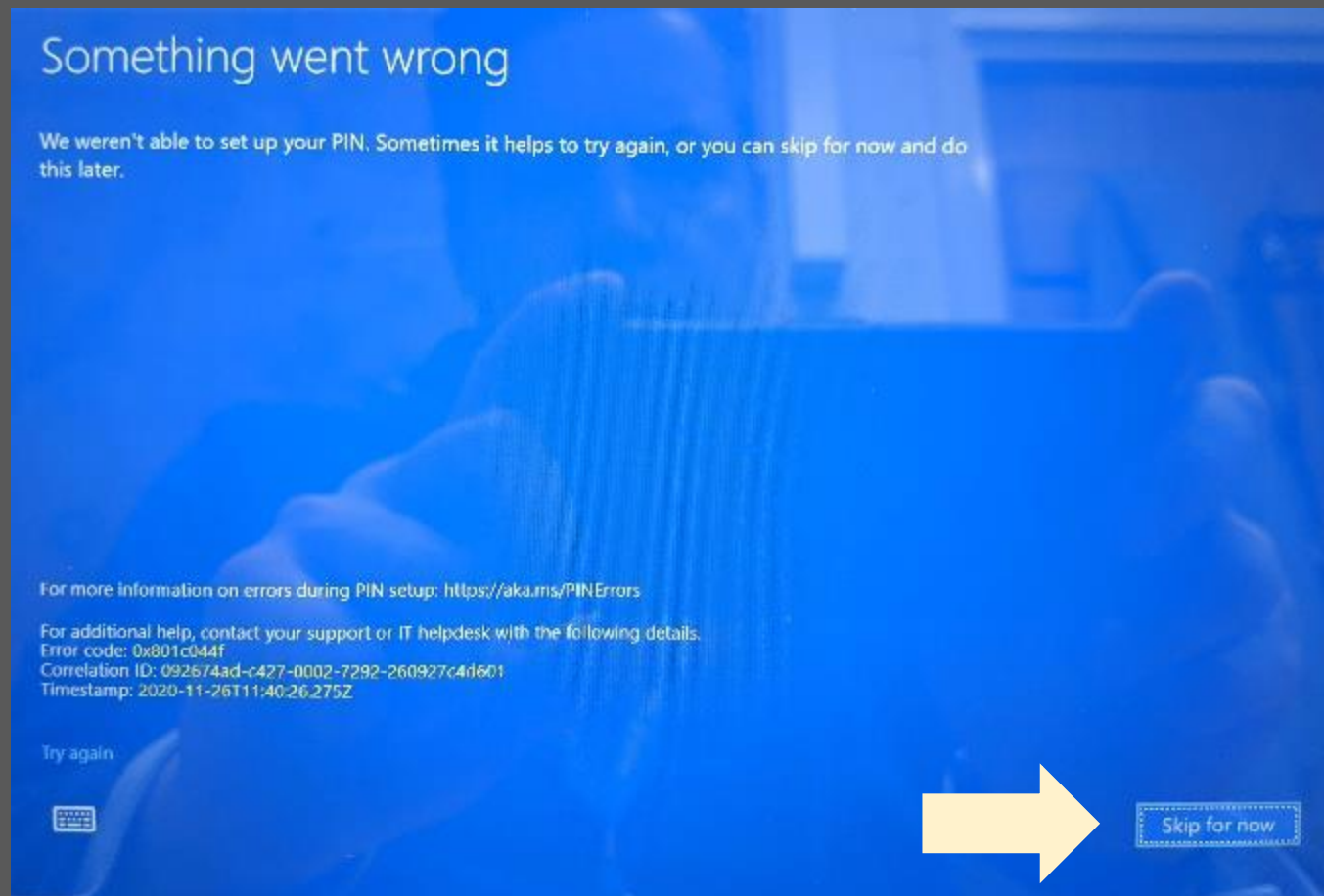


OK

Click on the “X” when you see this screen



Click “Skip for Now”





Something went wrong

We weren't able to set up your PIN. Sometimes it helps to try again, or you can skip for now and do this later.

For more information on errors during PIN setup: <https://aka.ms/PINErrors>

For additional help, contact your support or IT helpdesk with the following details.
Error code: 0x801c044f
Correlation ID: 092674ad-c427-0002-7292-260927c4d601
Timestamp: 2020-11-26T11:40:26.275Z

Try again

A large yellow arrow points from the "Try again" button towards the "Skip for now" button.

Congratulation, you should now see your desktop.